



# Homeschool Music Curriculum Guitar for All Grade Levels



---

## Getting Started with MME

---



Copyright © 2019 by Make Music Easy

Make Music Easy expressly reserves all rights. No part of this publication may be reproduced, distributed, or transmitted in any form or by any means, including photocopying, recording, or other digital, electronic or mechanical means, without the prior express written permission of Make Music Easy, except in the case of brief quotations, embodied reviews, and certain other noncommercial uses permitted by copyright law. Furthermore, character images contained in this work are the property of Make Music Easy and all rights are expressly reserved. For permission requests please contact Make Music Easy at: [info@makemusiceasy.com](mailto:info@makemusiceasy.com)

Printed in the United States of America, First Printing: 2019

Visit us online at:  
**[MakeMusicEasy.com](http://MakeMusicEasy.com)**

# Table of Contents

Welcome to the MME Guitar Curriculum .....	2
MakeMusicEasy.com Website Access.....	3
MME Instructional Documents .....	4
Teaching and Learning Approaches.....	5
Gear Requirements.....	6
Let's Begin!.....	7

# Welcome to the MME Guitar Curriculum

Welcome to **Make Music Easy (MME) Homeschool Curriculum: Guitar for All Grade Levels**. Our curriculum uses an activity-based approach for learning guitar with melodies, chords, and singing. This provides a flexibility that allows students of all grade levels to work at the appropriate level with our large collection of learning resources.

Because our curriculum is activity based, it's perfectly suited for the homeschool environment throughout the elementary, middle, and high school years. It can be taught either within a traditional schedule or year-round and is easily implemented into any homeschool environment. It's also ideal for older students who wish to take a self-learning approach to music.



Our curriculum includes learning activities to accompany every single song in our guitar songbook collection. Each book also includes the traditional standard music notation system, as well as Guitar TAB – a popular notation system for guitar that's easy to learn and use.


These five guitar songbooks are included with your MME homeschool curriculum:




Children's Guitar  
Collection Vol. 1



Children's Guitar  
Collection Vol. 2



Christian Children's  
Guitar Collection



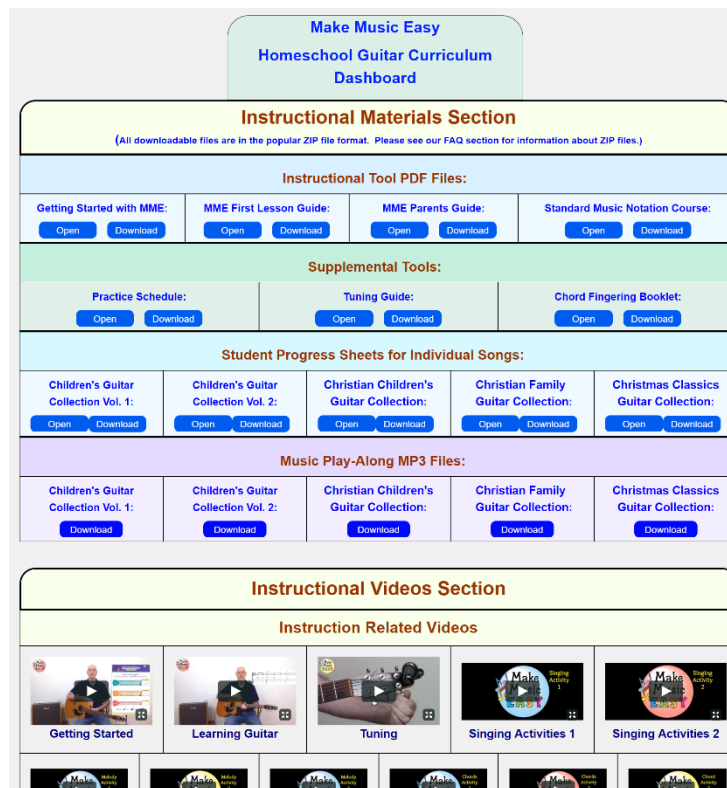
Christian Family  
Guitar Collection



Christmas Classics  
Guitar Collection

# MakeMusicEasy.com Website Access

Your purchase of our curriculum gives you full access to the learning resources at MakeMusicEasy.com. These resources are located in the **MME Member's Area** and listed in four main categories: Instructional Documents, Supplemental Tools, Music/Play-along Tracks, and Video Tutorials.



**Instructional Documents:** Getting Started with MME, MME First Lessons, MME Parent's Guide, MME Standard Notation Course

**Supplemental Tools:** Progress Sheets, Practice Schedules, "Easy Chord" Sheets, Chord Fingering Booklet, Tuning Guide

**Music/Play-along Tracks:** Melody Tracks and Chords Tracks for all 150 MME songs

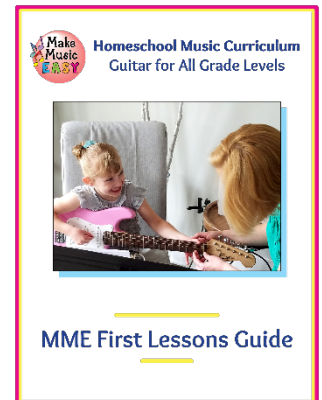
**Video Tutorials:** Dedicated tutorials for each MME learning activity as well as individual guitar chord videos



# MME Instructional Documents

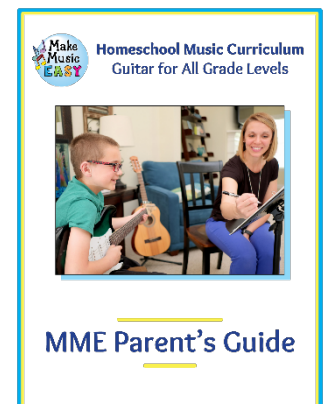
## MME First Lessons Guide PDF

The **First Lessons PDF** will prepare you and your child to begin learning with MME. It's easy to follow and requires no previous musical experience, guiding you as you teach Guitar Tablature and basic playing techniques. For most children it only takes a few lessons to understand the basics, and they can soon begin working with learning activities and practicing songs.



## MME Parent's Guide PDF

After you've completed the First Lessons, you'll be ready to use our main instructional document – the **MME Parent's Guide** – which contains detailed descriptions of learning activities and teaching strategies. It categorizes activities according to your child's skill level, making it easy to focus solely on the information that's relevant to your child, no matter where he or she is in the learning process.



## MME Standard Music Notation Course

Our curriculum includes our MME Standard Music Notation Course – a highly effective and kid-tested approach for learning to read music. It can be used by parents who are teaching, or by older students who are self-learning. However, before beginning this course we strongly recommend that your child first learn Guitar TAB. Learning to read music notation is much easier for a child who is already comfortable with the guitar in his or her hands!



# Teaching and Learning Approaches

## For a Parent Who Is Teaching a Child

When teaching your child, you'll use our instructional guides (First Lessons, Parent's Guide, Standard Noation Course) which will provide complete guidance every step of the way. In addition, you can watch our video tutorials to gain a clear understanding of guitar techniques through visual demonstrations.



## For an Older Student Who Is Self-Learning

An older homeschool student, or one with previous guitar experience, will find it easy to learn with MME independently. Our video tutorials will allow him or her to see and hear guitar concepts and learning activities that are explained in an easy-to-follow format. Using our supplemental learning tools, a student will also be able to set goals, schedule practice sessions, and keep track of progress.



*\*If you are self-learning, visit the Member's Area at [MakeMusicEasy.com](http://MakeMusicEasy.com) to learn with our video tutorials.*

## Learning to Read Music

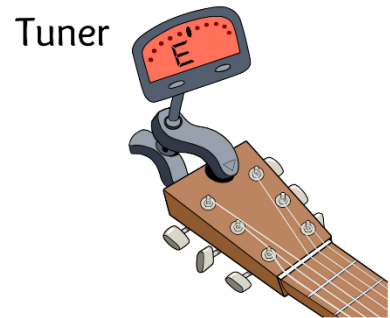
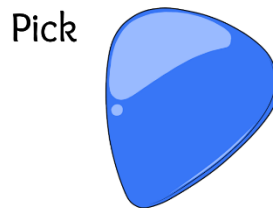
Whichever teaching/learning situation applies, you can use our MME Standard Music Notation Course when you're ready to begin reading music. Learning to read standard music notation— while not a requirment – can be an important part of learning an instrument. Again, we strongly recommend that a student be fully comfortable with reading Guitar TAB and playing songs before trying standard music notation.



# Gear Requirements

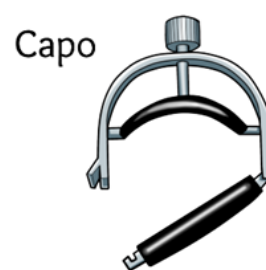
## Required Gear

The most important item is your child's **guitar**. If you have a second guitar for yourself, you can use it during lessons, but only one guitar is required. Either an acoustic or electric guitar will work for your child, as long as it's an appropriate size. If your child is left-handed, he or she may use a left-handed guitar. In addition to the guitar, you'll also need a **guitar tuner** and **guitar pick**.



## Optional Gear

Over time, you may also want to invest in additional items that will enhance the learning experience. Items such as a **music stand** and a **guitar stand** are relatively inexpensive and extremely useful. And a **guitar capo** is highly recommended for students who are practicing guitar with Singing Activities.





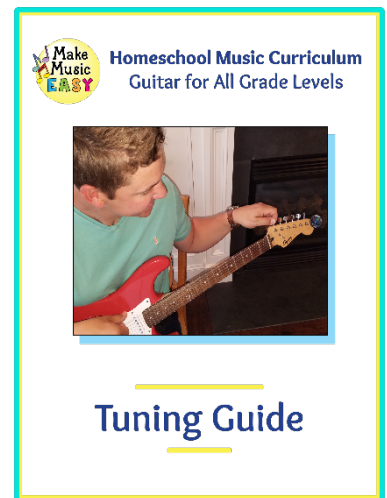
# Let's Begin!

When you're ready to begin teaching, you'll start with our first two instructional guides. Use these guides in the following order:

## Tuning Guide PDF

The first step before teaching guitar – is *tuning the guitar*. Fortunately, learning to tune a guitar is easy – for an adult. If your child is young, we recommend that you tune the guitar. It can be difficult and physically awkward for a small child to tune, so if you're teaching a young child this should be your responsibility. If you don't already know how to tune a guitar, view our **MME Tuning Guide PDF** as well as our video tutorial on tuning. When ready, you can use these resources to eventually help your child learn to tune independently.

*\*If you already know how to tune a guitar, skip this step and move on to our First Lesson Guide.*



## First Lessons PDF

Once you know how to tune the guitar, you'll be ready to teach the basics using the **MME First Lessons PDF**. The first part provides you (the teacher) with all of the basic information you'll need to know for teaching. The second part guides you step-by-step as you deliver the first guitar lessons and teach basic playing fundamentals, including Guitar TAB notation. After completing these First Lessons, you and your child will have all the basics required to complete the learning activities and practice songs with our songbooks.



# Have Fun!